


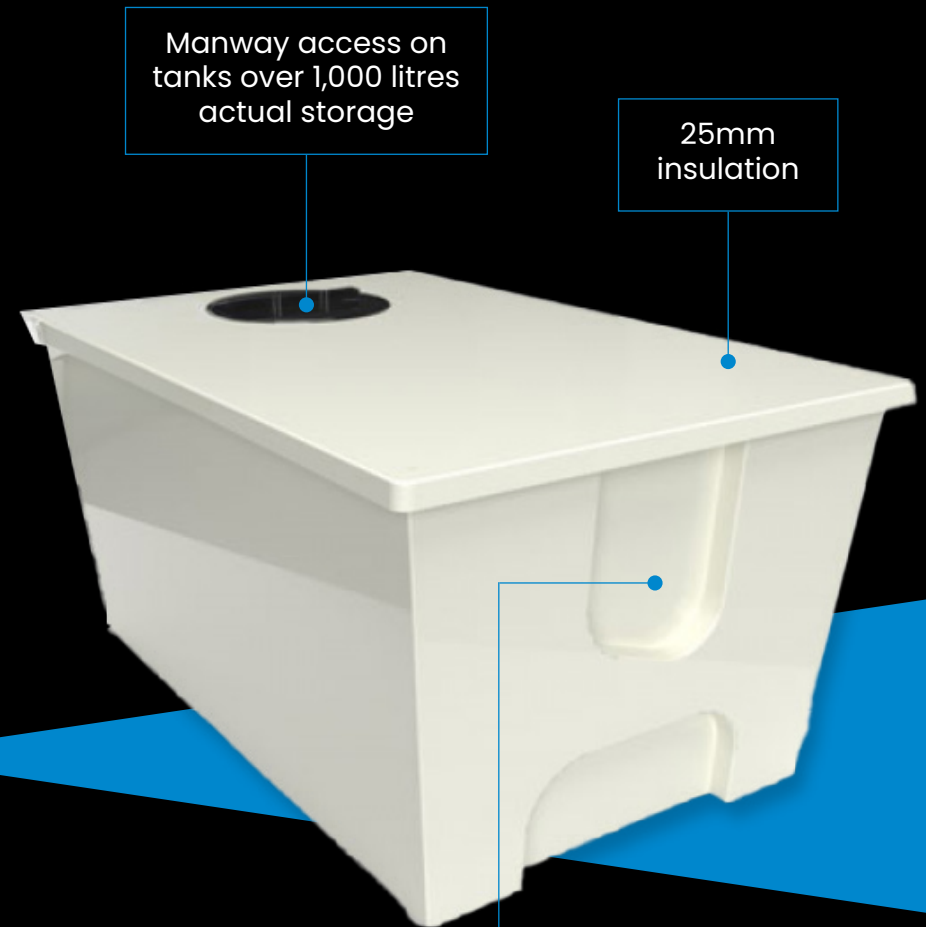
STANDARD ONE PIECE TANK RANGE



TRICEL
GENERATIONS OF INNOVATION

Why Purchase a Standard GRP One Piece Water Storage Tank?

- Nationwide next day delivery on selected stock models (subject to availability)
- Long life corrosion free design – virtually **ZERO** maintenance
- Suitable for internal or external applications
- Full range of connections/ancillary items available
- Close fitted sealed lid
- Technical advice on all water storage projects
- Excellent after-sales-service as standard



Manway access on
tanks over 1,000 litres
actual storage


25mm
insulation

Standard insulation recesses for inlet, overflow & warning pipe (to suit AG/AF air gap), outlet, drain & level switches.



tricelwater.co.uk

BESPOKE ONE PIECE TANK OPTIONS



TRICEL
GENERATIONS OF INNOVATION

Made to Order/ Bespoke Options in GRP One Piece Tanks

- Standard manufacturing lead-times apply
- Category 5 Type AB or AA air gaps
- Raised Ballvalve Housing to achieve a greater useable capacity and/or to accommodate an AB air gap
- Division to provide a twin compartment that will allow continuous supply during cleaning & system maintenance periods
- Two piece option to facilitate site movement and/or where access through doorways is restricted
- Non-insulated
- Reinforced base
- 50mm insulation



tricelwater.co.uk

STANDARD

Tank Model	External Dimensions (L x W x H)	Internal Dimensions (L x W x H)	Nominal Capacity (Litres)	Reinforced Base (as Standard)
TW45	495 x 370 x 345mm	455 x 330 x 335mm	45	✗
TW70	532 x 380 x 537mm	455 x 300 x 455mm	70	✗*
TW100	770 x 460 x 490mm	655 x 350 x 450mm	100	✗*
TW150	785 x 660 x 490mm	655 x 535 x 450mm	150	✗*
TW180	700 x 575 x 575mm	625 x 490 x 560mm	182	✗
TW225	1200 x 535 x 480mm	1100 x 435 x 465mm	227	✗*
TW250	785 x 660 x 775mm	670 x 545 x 735mm	250	✗*
TW315	1240 x 585 x 585mm	1150 x 495 x 575mm	318	✗
TW450	1448 x 737 x 599mm	1310 x 600 x 580mm	454	✗*
TW500	1130 x 755 x 840mm	1020 x 625 x 800mm	500	✗*
TW560	1290 x 1065 x 615mm	1125 x 895 x 575mm	560	✗*
TW700	1645 x 1035 x 590mm	1485 x 870 x 550mm	700	✗*
TW800	1290 x 1065 x 885mm	1130 x 900 x 845mm	800	✗*
TW970	1285 x 1000 x 965mm	1175 x 900 x 885mm	970	✗*
TW1000	1180 x 1180 x 1040mm	1030 x 1030 x 1000mm	1000	✗*
TW1250	1180 x 1180 x 1290mm	1000 x 1000 x 1250mm	1250	✗*
TW1350	1800 x 1470 x 790mm	1585 x 1190 x 715mm	1350	✗*
TW1500	1685 x 1185 x 1040mm	1530 x 1030 x 1000 mm	1500	✗
TW1500H	1180 x 1180 x 1540mm	1030 x 1030 x 1500mm	1500	✗*
TW2000	2185 x 1185 x 1040mm	2030 x 1030 x 1000mm	2000	✗*
TW2250	1680 x 1180 x 1560mm	1500 x 1000 x 1500mm	2250	✓
TW2700	2030 x 1500 x 1290mm	1850 x 1250 x 1220mm	2700	✓
TW3000	2180 x 1180 x 1560mm	2000 x 1000 x 1500mm	3000	✓
TW3230	2870 x 1420 x 1050mm	2670 x 1220 x 990mm	3230	✓

BESPOKE OPTIONS

Available as Two Piece Tank	Available with Raised Float Valve	Option for Division
✗	✗	✗
✗	✗	✗
✗	✗	✗
✗	✓	✗
✗	✗	✗
✗	✗	✗
✗	✓	✗
✗	✗	✗
✗	✓	✗
✓	✓	✗
✗	✓	✗
✗	✓	✗
✓	✓	✗
✓	✓	✗
✗	✓	✓
✓	✓	✓
✓	✓	✗
✓	✓	✓
✓	✓	✓
✓	✓	✓
✓	✓	✓

STANDARD

Tank Model	External Dimensions (L x W x H)	Internal Dimensions (L x W x H)	Nominal Capacity (Litres)	Reinforced Base (as Standard)
TW3600	2680 x 1830 x 1010mm	2500 x 1575 x 950mm	3600	✓
TW4000	2200 x 2200 x 1060mm	2000 x 2000 x 1000mm	4000	✓
TW4500	2680 x 1830 x 1260mm	2500 x 1575 x 1200mm	4500	✓
TW6000	2200 x 2200 x 1560mm	2000 x 2000 x 1500mm	6000	✓
TW8000	4200 x 2200 x 1060mm	4000 x 2000 x 1000mm	8000	✓
TW8000H	2200 x 2200 x 2060mm	2000 x 2000 x 2000mm	8000	✓
TW9000	3200 x 2200 x 1560mm	3000 x 2000 x 1500mm	9000	✓
TW12000	3200 x 2200 x 2060mm	3000 x 2000 x 2000mm	12000	✓
TW16000	4200 x 2200 x 2060mm	4000 x 2000 x 2000mm	16000	✓

BESPOKE OPTIONS

Available as Two Piece Tank	Available with Raised Float Valve	Option for Division
✓	✓	✓
✓	✓	✓
✓	✓	✓
✓	✓	✓
✓	✓	✓
✓	✓	✓
✗	✓	✓
✗	✓	✓
✗	✓	✓

*(Available as Option)

- Manufactured in accordance with BS EN13280 and BS EN13121, the Water Supply (Water Fittings) Regulations 1999 and Regulation 4 approved for use with wholesome water.
- Our products are manufactured under the ISO 9001:2015 Quality Management System, with specific quality control arrangements being based upon BS4549-1 (reinforced plastic mouldings).
- The raw materials of the GRP shall conform as appropriate to BS 3532, resin systems and BS EN14020, E glass rovings.
- Internal isophthalic gelcoat surface on all tanks which is impervious to water and resistant to bacterial growth.

- All tanks are fitted with a cover to exclude light and prevent the ingress of particles and insects.
- The encapsulated insulation used has an Ozone Depletion Potential of zero and Global Warming Potential of less than five and is HCFC & CFC free.
- Our standard 25mm thick insulation has a thermal conductivity value of 0.85 w/m² Deg C.



WATER STORAGE SPECIALISTS

TRICEL LANARK

Riverside Road, Kirkfieldbank, Lanark,
ML11 9JS, United Kingdom.
Tel: +44 (0) 1555 700620
Email: lanark@tricelwater.co.uk

TRICEL WESTON

Winterstoke Road, Weston-super-Mare,
BS24 9AN, United Kingdom.
Tel: +44 (0) 1934 421 477
Email: weston@tricelwater.co.uk

TRICEL CROYDON

10 Tait Road, Croydon, CR0 2DP,
United Kingdom
Tel: +44 (0) 208 103 6056
Email: croydon@tricelwater.co.uk

PUMPING SOLUTIONS

TRICEL PORTSMOUTH

Unit 14, Arnside Road, Waterlooville,
Hampshire, PO7 7UP, United Kingdom
Tel: +44 (0) 196 258 7244
Email: websales@tricelpumps.co.uk