


HOT PRESS, INTERNALLY FLANGED BASE (IFB).



TRICEL
GENERATIONS OF INNOVATION

OUR MOST POPULAR AND COST EFFECTIVE OPTION. AVAILABLE UP TO 4M HIGH. (ONCE ADEQUATE SPACE IS AVAILABLE)

Tank Support & Clearance Requirements

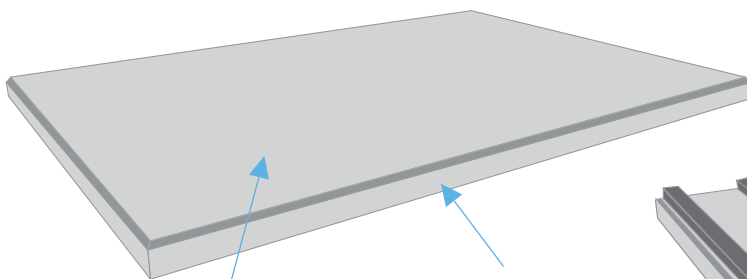
An internally flanged base tank can be placed directly on to a continuous flat surface e.g. plinth or tank room floor providing that the surface does not vary more than 2mm in any 1m or a total of 6mm in any 6m, measured laterally or diagonally.

The completed base structure shall be capable of supporting the weight of the tank and its maximum water load i.e. filled to the brim, along with any potential wind or snow loads as applicable.

If foundations are to be provided by suspended floors or beams, then the foundation should be constructed so that when the tank is full, the combined deflections should not exceed 1/500th of the span (BS EN 13280:2001).

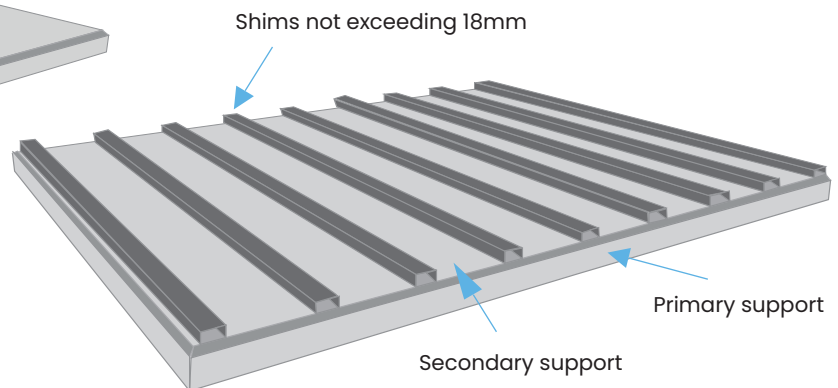
Alternatively, if the plinth tolerance cannot be achieved, the use of levelling steels will allow you to take up any irregularities with shims up to a maximum of 18mm.

Our standard levelling steels are 100mm x 50mm high galvanised box section and must be fully supported (non-spanning) and positioned at 500mm centres.



Surface variance not more than 2mm in 1m AND no more than 6mm in 6m


Primary support



For more information contact us today at:
sales@trichelwater.co.uk or trichelwater.co.uk



CLEARANCE REQUIREMENTS.



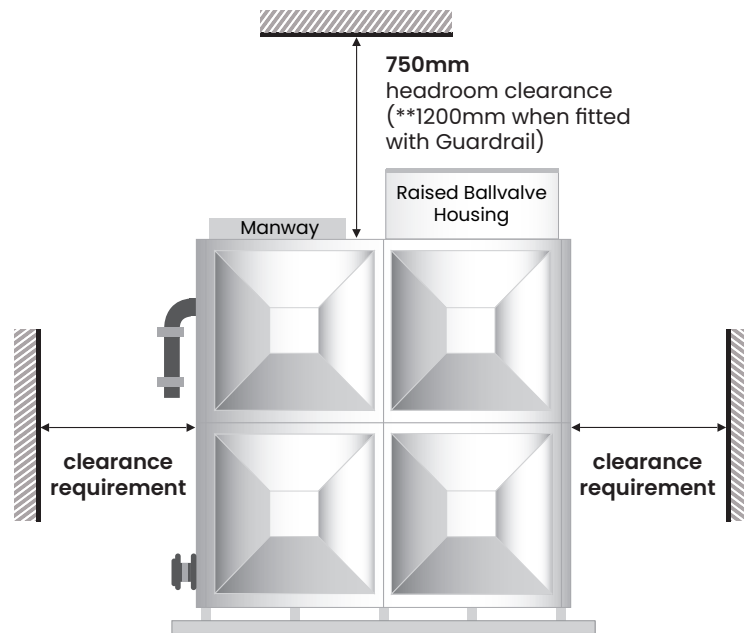
TRICEL
GENERATIONS OF INNOVATION

For Installation and future maintenance

This style of tank is not suitable for pushing up against a wall, or where there is restricted space or headroom. Listed below are the minimum clearance requirements taken from the internal measurements of the tank:

- 1m > 2m = 500mm* perimeter clearance and 750mm** headroom clearance for safe access.
- 2.5 & 3m = 800mm* perimeter clearance and 750mm** headroom clearance for safe access.
- 3.5m & 4m = 1000mm perimeter clearance and 750mm** headroom clearance for safe access.

TANK HEIGHT	CLEARANCE REQUIREMENT
3.5m & 4m	1000mm clearance on all sides
2.5m & 3m	800mm clearance on all sides*
1m > 2m	500mm clearance on all sides*



Profile view of typical 2m high tank

1205382 / 2-UK- JAN 2024

For more information contact us today at:
sales@tricelwater.co.uk or tricelwater.co.uk

WATER STORAGE SPECIALISTS

TRICEL LANARK

Riverside Road, Kirkfieldbank,
Lanark, ML11 9JS,
United Kingdom.

T: +44 (0) 1555 700620
E: lanark@tricelwater.co.uk

TRICEL WESTON

Winterstoke Road,
Weston-super-Mare,
BS24 9AN, United Kingdom.

T: +44 (0) 1934 421 477
E: weston@tricelwater.co.uk

TRICEL CROYDON

10 Tait Road,
Croydon, CR0 2DP,
United Kingdom

T: +44 (0) 208 103 6056
E: croydon@tricelwater.co.uk

PUMPING SOLUTIONS

TRICEL PORTSMOUTH

Unit 14, Arnside Road,
Waterlooville, Hampshire,
PO7 7UP, United Kingdom

T: +44 (0) 196 258 7244
E: websales@tricelpumps.co.uk