

HOT PRESS – SELF – DRAINING EXTERNALLY FLANGED BASE (EFB).

Tank Support & Clearance Requirements

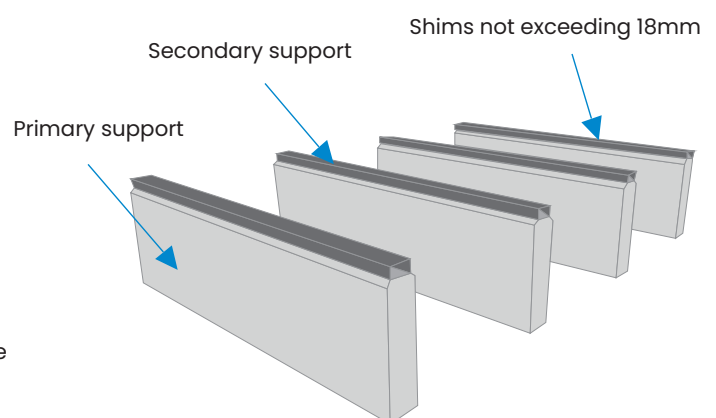
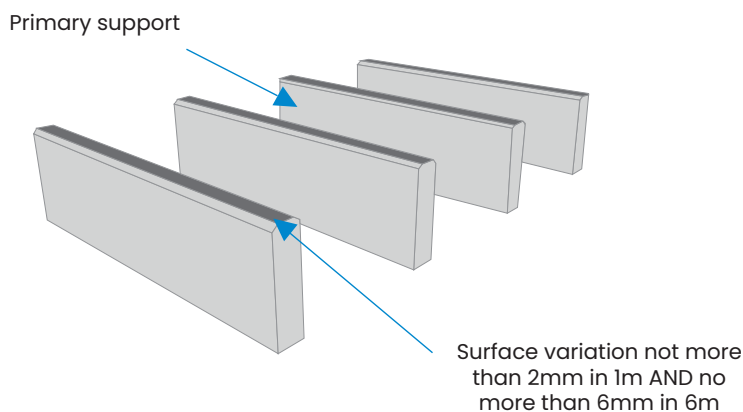
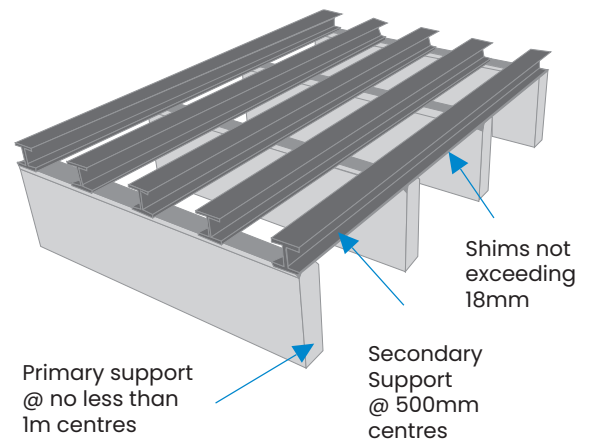
An Externally Flanged Base tank must be placed on either support walls, steelwork or a combination of both. The top surface of which should be flat, level and free from any local irregularities and should not vary more than 2mm in any 1m or a total of 6mm in any 6m, measured laterally or diagonally.

The completed base structure shall be capable of supporting the weight of the tank and its maximum water load i.e. filled to the brim, along with any potential wind or snow loads as applicable.

If foundations are to be provided by suspended floors or beams, then the foundation should be constructed so that when the tank is full, the combined deflections should not exceed 1/500th of the span (BS EN 13280:2001). Ined deflections should not exceed 1/500th of the span (BS EN 13280:2001).

Alternatively, if the pier tolerance cannot be achieved, the use of levelling steels will allow you take up any irregularities with shims up to a maximum of 18mm. Our standard levelling steels are 100mm x 50mm high galvanised box section and are non-spanning. These arrangements are only suitable for tank heights up to 2m and require pier centres of 1m.


Tank heights of 2.5m > 4m will require secondary steel supports at 500mm centres that will run perpendicular to primary supports (min 500mm high). The size of the secondary steels will depend on the tank height and the spanning distance, please contact us for further guidance. This arrangement will also be a requirement for tanks with more than one 0.5m lateral dimension e.g. 2.5m x 2.5m.



For more information contact us today at:
sales@trichelwater.co.uk or trichelwater.co.uk



CLEARANCE REQUIREMENTS.



TRICEL
GENERATIONS OF INNOVATION

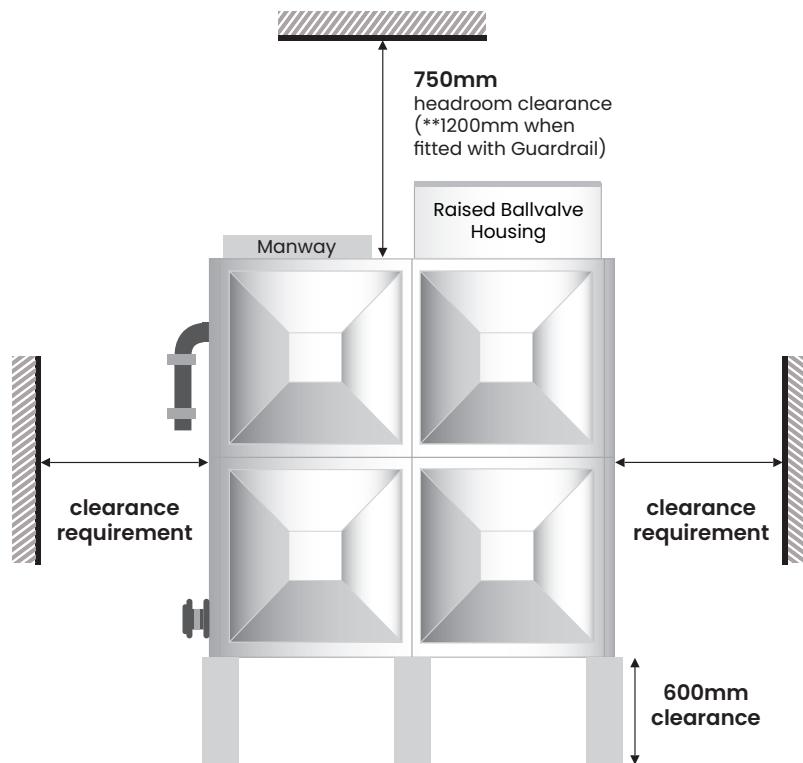
For Installation and future maintenance

This style of tank is not suitable for pushing up against a wall, or where there is restricted space or headroom. Listed below are the minimum clearance requirements taken from the internal measurements of the tank:

- 1m & 1.5m = 500mm* perimeter clearance and 750mm** headroom clearance for safe access.
- 2m > 3m = 800mm* perimeter clearance and 750mm** headroom clearance for safe access.
- 3.5m & 4m = 1000mm perimeter clearance and 750mm** headroom clearance for safe access.

TANK HEIGHT	CLEARANCE REQUIREMENT
3.5m & 4m	1000mm clearance on all sides
2.5m & 3m	800mm clearance on all sides*
1m > 2m	500mm clearance on all sides*

*1000mm required on at least one side when fitted with a hooped ladder.



Profile view of typical 2m high tank

1205383 / 2-UK-JAN-2024

For more information contact us today at:
sales@tricelwater.co.uk or tricelwater.co.uk

WATER STORAGE SPECIALISTS

TRICEL LANARK

Riverside Road, Kirkfieldbank,
Lanark, ML11 9JS,
United Kingdom.

T: +44 (0) 1934 421 477
E: sales@tricelwater.co.uk

TRICEL WESTON

Winterstoke Road,
Weston-super-Mare,
BS24 9AN, United Kingdom.

T: +44 (0) 1934 421 477
E: sales@tricelwater.co.uk

TRICEL CROYDON

10 Tait Road,
Croydon, CR0 2DP,
United Kingdom

T: +44 (0) 1934 421 477
E: sales@tricelwater.co.uk

PUMPING SOLUTIONS

TRICEL PORTSMOUTH

Unit 14, Arnside Road,
Waterlooville, Hampshire,
PO7 7UP, United Kingdom

T: +44 (0) 196 258 7244
E: websales@tricelpumps.co.uk