

# THE LATEST SOLUTION IN WATER PRESSURE BOOSTING



# ELVARO

elevate your water solutions

# ELVARO

T- Range

## ELVARO T Range:

The Elvaro T is a combined tank and variable speed pump set solution designed to maximise the water storage available within a minimum available space.

Variable speed operation of the pumps means system pipework lasts longer due to the removal of the water hammer common on fixed speed operated pumps. This also provides a reduction in energy consumption and is much quieter when in operation.

The compact design of the unit not only provides a spacesaving solution, but is an ideal replacement for an existing installation. Smaller units in the range can fit through standard doorways without having to be dismantled.

### APPLICATIONS:

- ▶ Apartment buildings
- ▶ Hospitals
- ▶ Hotels
- ▶ Irrigation
- ▶ Schools
- ▶ Washing & cleaning (Cat 5 available)

### INDUSTRIES:

- ▶ Commercial
- ▶ Residential
- ▶ Agricultural
- ▶ Cooling industry
- ▶ Building Services
- ▶ HVAC

# WATER PRESSURE BOOSTING SOLUTION



# ELVARO

## T- Range

## FEATURES

### Intelligent Variable Speed Control

In situations of high or low demand, the pumps automatically cycle on/off or ramp up/down which will save on energy costs and deliver optimum performance levels at all times.

### Speedy Delivery

Available on most standard models within the range.

### Instant Pressure - 'plug and pump'

A standard factory configuration, meaning the system is ready to provide a constant water pressure as soon as it is put into operation.

### Ease of Operation

The system is operated directly from the pump VSDs (Variable Speed Drives) mounted above the tank. Adjustment can be made to the control features from the VSDs if required.

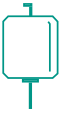
### The standard configuration of all systems:

- ▶ GRP insulated, Reg4 Approved storage tank
- ▶ Variable speed operated submersible pumps
- ▶ Low water level pump protection
- ▶ Common alarm signal output
- ▶ Full Reg4 approval of pump set in process

# ELVARO T-range IN MORE DETAIL



**GRP Insulated Tank**  
Reg4 approved with 25mm insulation with sealed lid. Nominal capacity from 500litres to 2700litres. Standard CAT 4 (Type AF) air gap with CAT 5 (Type AB) available on larger tanks.



**Discharge**  
Stainless steel manifold c/w pressure vessel, pump and pressure vessel isolating valves and pump NRVs terminating in male threaded connection. 11/4inch BSP on single, 11/2inch on twin, 2inch on triple pump sets.



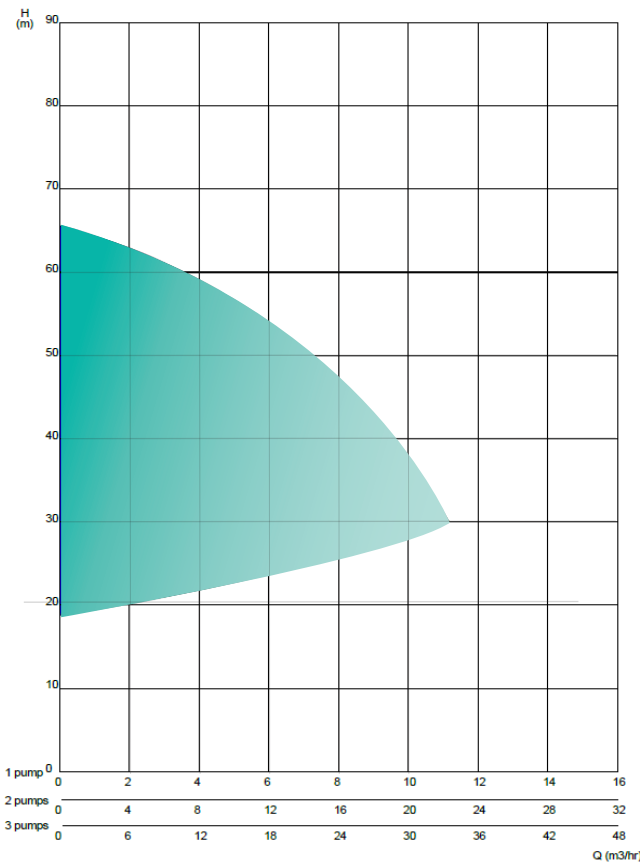
**Pumps**  
Submersible pumps constructed from AISI 304 stainless steel. The flow range is 1.0 to 5.0litres/sec. The pressure range is 2.0 to 6.0bar



**Controls**  
Variable speed drives fitted on support plates above the tank configured to control the pump/pumps with an adjustable set point to provide a constant discharge pressure with automatic duty/standby or duty/assist operation. A float switch provides a low level protection. A common volt free alarm system is provided.

Power Supply: 240v/1ph/50Hz standard, with 415v/3ph/50Hz option available.

## ELVARO T-range



### GENERAL INFORMATION

Product range	1-3 pumps
Operation	duty, duty/standby, duty/assist, duty/assist/standby, duty/assist/assist
Flow range	1.2 - 8.0 litres/sec
Pressure range	2.5 - 6.0 bar
Max system pressure	10 bar
Max system temperature	23°C

### MATERIAL INFORMATION

Manifold	Stainless steel AISI 304
Pumps	Stainless steel AISI 304 (Reg4 approved)
Tank	GRP with insulation (Reg4 approved)

## ELVARO B-Range:

The Elvaro B is another combined tank and variable speed pump set designed to minimise the space used up by the components of a similar installation where the tank is located above the pump unit.

Variable speed operation of the pumps ensures a longer life of the pipework system due to removal of the water hammer common with fixed speed operated pumps.

Mounting the tank on a steel frame above the pumps not only provides a space saving solution but is also an ideal replacement for an existing installation where larger tank capacity can be obtained in the available space.

## APPLICATIONS:

- ▶ Boosted domestic water supplies to residential buildings, office buildings, factories, hospitals, hotels and schools.
- ▶ Booster water supplies for irrigation, washdown systems and cleaning systems - (Cat 5 air-gap arrangement of the tank is available).

## INDUSTRIES:

- ▶ Commercial
- ▶ Residential
- ▶ Agricultural
- ▶ Cooling industry
- ▶ Building Services
- ▶ HVAC



**HIGH POWERED  
WATER PRESSURE,  
MAXIMUM WATER  
STORAGE**

GRP Tank

Pumps in steel frame



# ELVARO

## B- Range

### FEATURES

#### Intelligent Variable Speed Control

In situations of high or low demand, the pumps automatically cycle on/off or ramp up/down which will save on energy costs and deliver optimum performance levels at all times.

#### Speedy Delivery

Available on most standard models within the range.

#### Instant Pressure - 'plug and pump'

A standard factory configuration, meaning the system is ready to provide a constant water pressure as soon as it is put into operation.

#### Ease of Operation

The system is operated directly from the pump VSDs (Variable Speed Drives) mounted above the tank. Adjustment can be made to the control features from the VSDs if required.

#### The standard configuration of all systems:

- ▶ GRP insulated, Reg4 Approved storage tank
- ▶ Variable speed operated submersible pumps
- ▶ Low water level pump protection
- ▶ Common alarm signal output
- ▶ Full Reg4 approval of pump set in process

# ELVARO B-range IN MORE DETAIL



## GRP Insulated Tank

Reg4 approved with 25mm insulation and sealed lid. Nominal capacity of 500litres, 1000litres, 1500litres and 2000litres (other sizes available on request). Arranged with Category 4 (Type AF) or Category 5 (Type AB) air gaps when required.

The tank is supported on a powder coated steel frame above the pump set and is fitted with an inlet float valve, screened overflow and float switch (for low level protection).

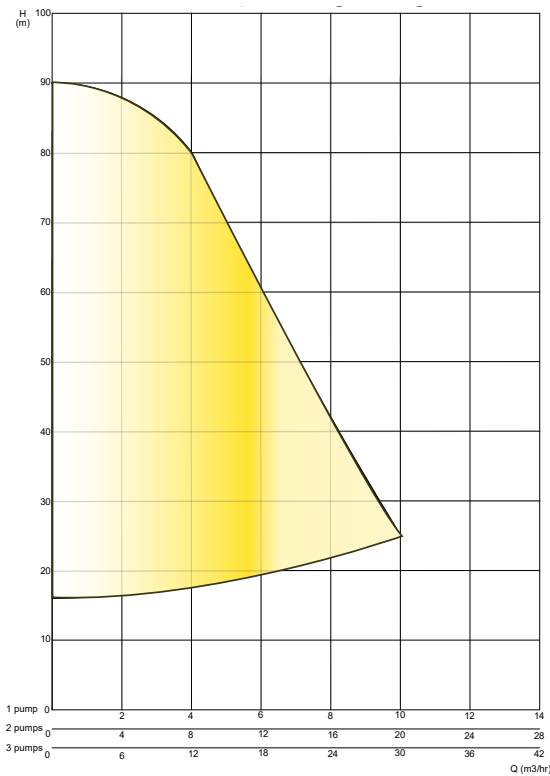


## Pumps Sets

Regulation 4 approved single, twin or triple pump sets mounted on a powder coated steel frame below the tank. Pumps and manifolds in stainless steel. Performance of the standard range of sets is a flow from 4 to 30 m<sup>3</sup>/hr, with a discharge pressure range from 25 to 80 m.hd. (larger performance is available on request).

Each pump is fitted with a variable speed drive above the motor and dry run protection. Twin and triple pump sets have a control panel to configure the duty arrangement and alternate operation. Standard power supply is 230v/1ph/50Hz (400v/3ph/50Hz available as an option).

## PERFORMANCE CURVE: ELVARO B-Range



## GENERAL INFORMATION

Pump Arrangement	Single/twin/triple
Tank Sizes	500/1000/1500/200litre nominal capacity (standard range)
Pump Operation	Duty, duty/standby, duty/assist, duty/assist/standby, duty/assist/assist
Flow range	4 – 30 m <sup>3</sup> /hr (standard range)
Pressure range	2.5 – 6.0bar (standard range)
Max system pressure	10 bar
Max system temperature	23°C

## MATERIAL INFORMATION

Pumps	Stainless steel AISI 304 (WRAS approved)
Manifolds	Stainless steel AISI 304
Tank	GRP with insulation (Reg4 approved)
Mounting Frame	Epoxy Powder coated steel (Reg4 approved)





# ELVARO

1405191 / 1 - UK - APR 2025



**TRICEL**  
GENERATIONS OF INNOVATION



## WATER STORAGE SPECIALISTS

### TRICEL LANARK

Riverside Road,  
Kirkfieldbank, Lanark,  
ML11 9JS, United Kingdom.  
T: +44 (0) 1934 421 477  
E: sales@tricelwater.co.uk

### TRICEL WESTON

Winterstoke Road,  
Weston-super-Mare,  
BS24 9AN, United Kingdom.  
T: +44 (0) 1934 421 477  
E: sales@tricelwater.co.uk

### TRICEL CROYDON

10 Tait Road,  
Croydon, CR0 2DP,  
United Kingdom  
T: +44 (0) 1934 421 477  
E: sales@tricelwater.co.uk

## PUMPING SOLUTIONS

### TRICEL PORTSMOUTH

Unit 14, Arnside Road,  
Waterlooville, Hampshire,  
PO7 7UP, United Kingdom  
T: +44 (0) 196 258 7244  
E: websales@tricelpumps.co.uk