



TOTALLY INTERNALLY FLANGED (TIF) C/W SELF-DRAINING EXTERNALLY FLANGED BASE.

Tank Support & Clearance Requirements

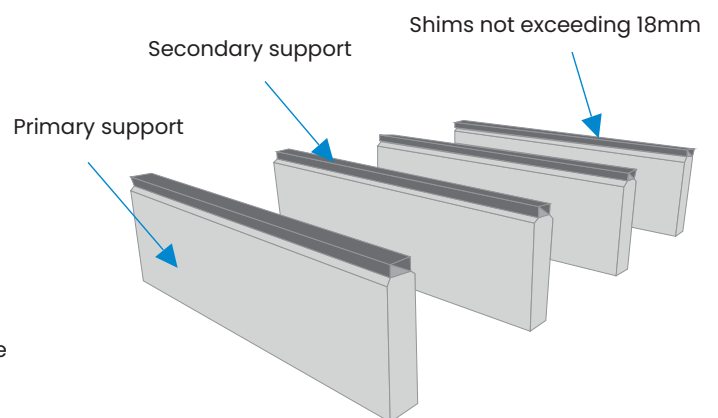
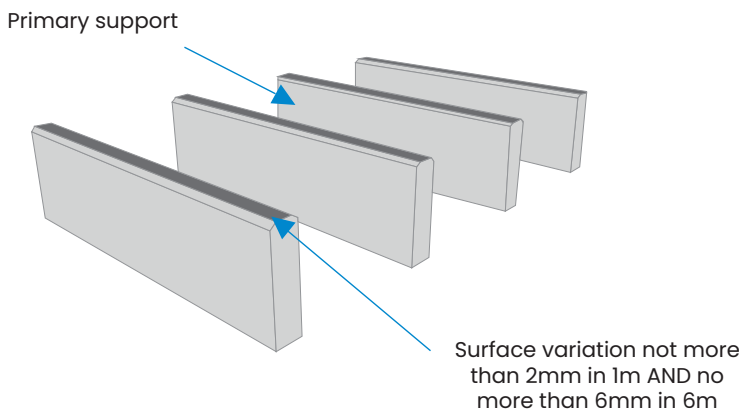
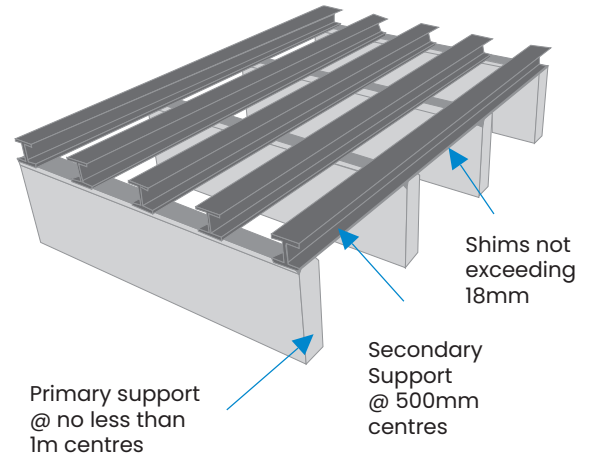
An Externally Flanged Base tank must be placed on either support walls, steelwork or a combination of both. The top surface of which should be flat, level and free from any local irregularities and should not vary more than 2mm in any 1m or a total of 6mm in any 6m, measured laterally or diagonally.

The completed base structure shall be capable of supporting the weight of the tank and its maximum water load i.e. filled to the brim, along with any potential wind or snow loads as applicable.

If foundations are to be provided by suspended floors or beams, then the foundation should be constructed so that when the tank is full, the combined deflections should not exceed 1/500th of the span (BS EN 13280:2001).

Alternatively, if the pier tolerance cannot be achieved, the use of levelling steels will allow you take up any irregularities with shims up to a maximum of 18mm. Our standard levelling steels are 100mm x 50mm high galvanised box section and are non-spanning. These arrangements are only suitable for tank heights up to 2m and require pier centres of 1m.


Tanks with more than one 0.5m lateral dimension will require secondary steel supports at 500mm centres to run perpendicular to the primary supports (min 500mm high). The size of the secondary steels will depend on the spanning distance, please contact us for further guidance.



For more information contact us today at:
sales@trichelwater.co.uk or trichelwater.co.uk



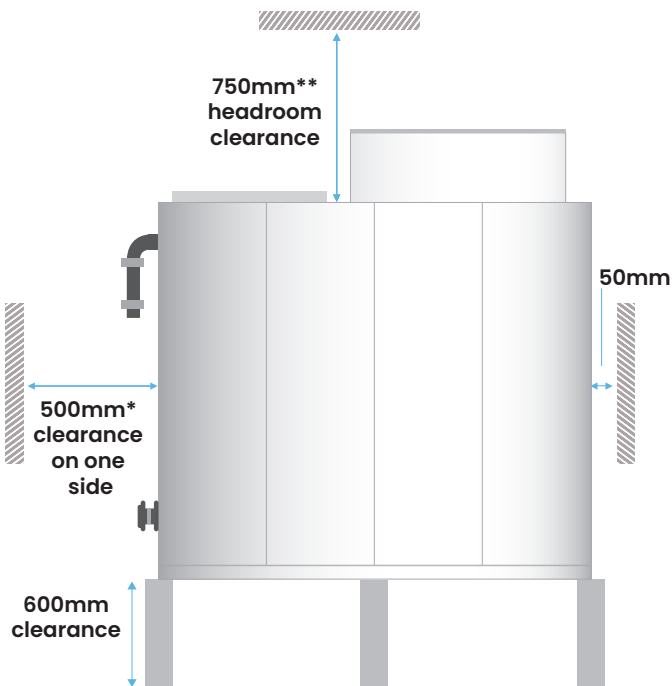
CLEARANCE REQUIREMENTS.



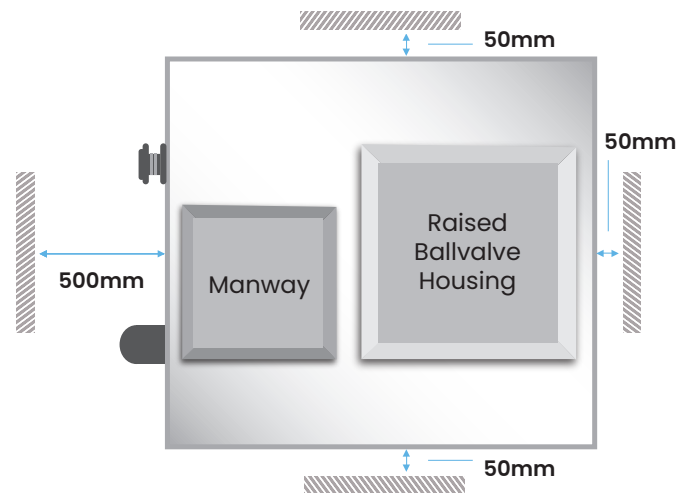
TRICEL
GENERATIONS OF INNOVATION

For Installation and future maintenance

This style of tank is ideal where space is limited and can be pushed within 50mm of a wall. The minimum clearance requirements taken from the external measurements of the tank are 50mm on 3 sides, minimum 500mm (*1000mm when fitted with a hooped ladder) on the 4th side to accommodate pipework and 750mm headroom clearance for safe access (**1200mm when fitted with Guardrail).



Plan view of tank with clearance measurements



Plan view of tank with clearance measurements

1205381 / 2-UK-JAN 2024

For more information contact us today at:
sales@tricelwater.co.uk or tricelwater.co.uk

TRICEL LANARK

Riverside Road, Kirkfieldbank,
Lanark, ML11 9JS,
United Kingdom.

T: +44 (0) 1934 421 477
E: sales@tricelwater.co.uk

TRICEL WESTON

Winterstoke Road,
Weston-super-Mare,
BS24 9AN, United Kingdom.

T: +44 (0) 1934 421 477
E: sales@tricelwater.co.uk

TRICEL CROYDON

10 Tait Road,
Croydon, CR0 2DP,
United Kingdom

T: +44 (0) 1934 421 477
E: sales@tricelwater.co.uk

PUMPING SOLUTIONS

TRICEL PORTSMOUTH

Unit 14, Arnside Road,
Waterlooville, Hampshire,
PO7 7UP, United Kingdom

T: +44 (0) 196 258 7244
E: websales@tricelpumps.co.uk